



✕ CAMPUS DATA ✕

Address 4 Nakano, Nakano-ku, Tokyo, Japan

No. of Stories Aboveground: 14 ; belowground : 1

Opening Date April 2013

Facilities [Undergraduate Schools]
 ■ School of Global Japanese Studies ■ School of Interdisciplinary Mathematical Sciences (tentative name)*
 [Graduate Schools]
 ■ Graduate School of Global Japanese Studies ■ Graduate School of Advanced Mathematical Sciences
 ■ Program in Frontier Sciences and Innovation, Graduate School of Science and Technology
 ■ International Program in Architecture and Urban Design,* Graduate School of Science and Technology
 [Research Institute]
 ■ Meiji Institute for Advanced Study of Mathematical Sciences (MIMS)

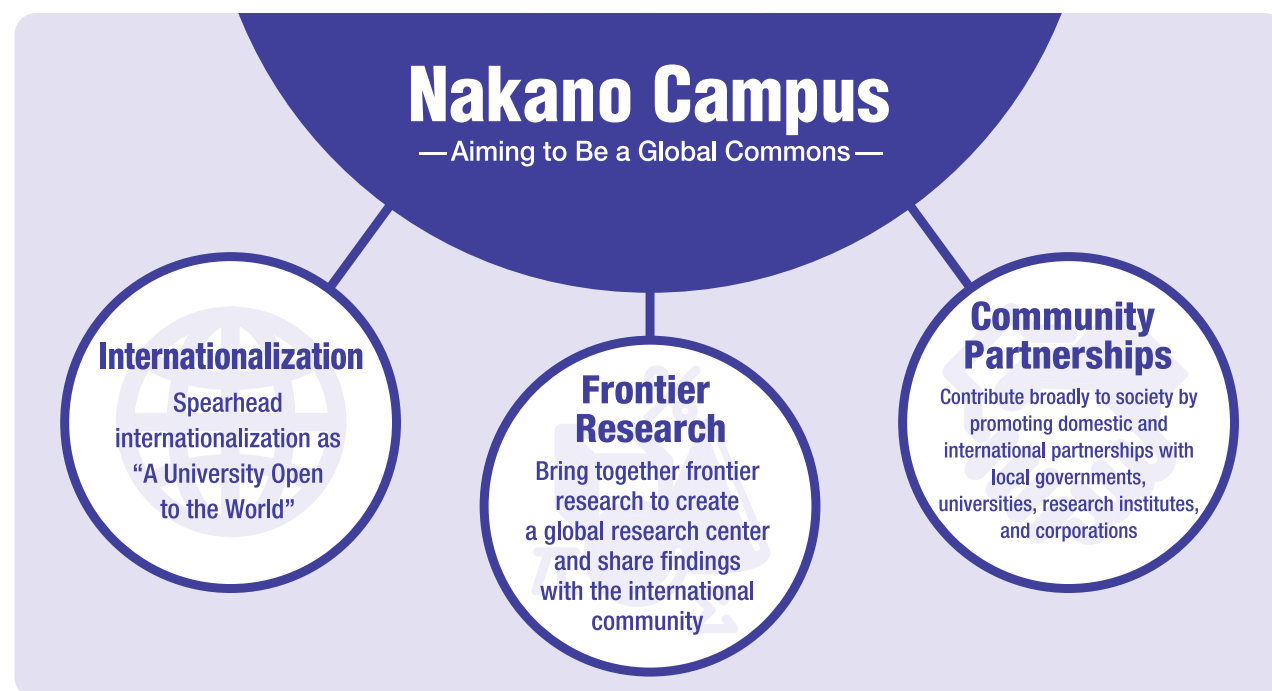
No. of Students Approx. 2,500 (estimate total of undergraduate and graduate students)

*The School of Interdisciplinary Mathematical Sciences (tentative name) and the International Program in Architecture and Urban Design are in the conceptual stages. Their names and plans may change.

Nakano Campus to Open in April 2013! A Hub for Internationalization, Frontier Research, and Community Partnerships

Meiji University is opening its fourth campus in Tokyo's Nakano.

The Nakano Campus will be a hub for internationalization, frontier research, and community partnerships, and it will be home to two undergraduate schools—the School of Global Japanese Studies, which will relocate from the Izumi Campus, as well as the School of Interdisciplinary Mathematical Sciences (tentative name), which will be newly established—and several graduate schools and a research institute.



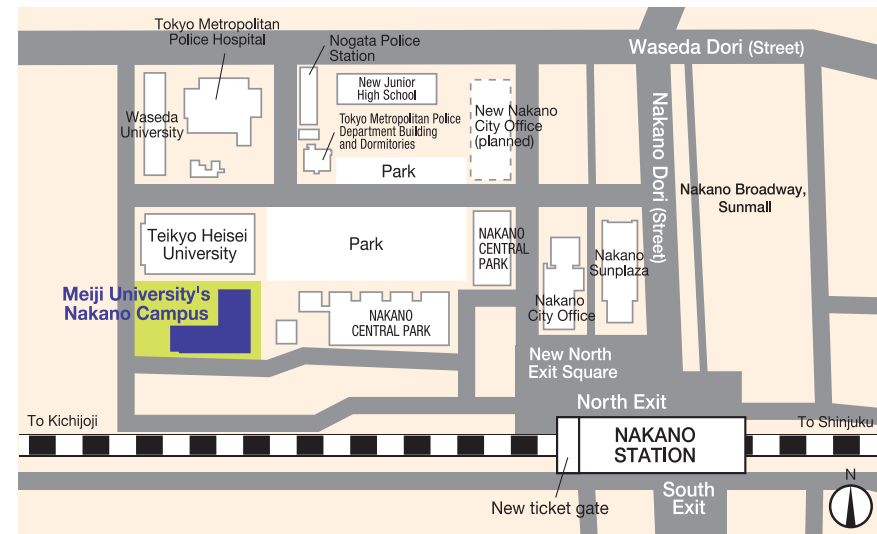
Conceptual image of the southern facade based on the Nakano Campus Plan (Stage 1)

*This is a conceptual image created using computer graphics. The finished building may differ.

❖ Redevelopment of the Nakano Station Area ❖

Located only four minutes from Shinjuku Station via the JR Chuo Line (Rapid), Tokyo's Nakano is known as a city of Japanese culture and subculture. An urban development project is currently underway in the Nakano Station area, and the redevelopment is starting from the North Exit area of Nakano Station and the former site of the National Police Academy and other facilities, where the Nakano Campus will be constructed. A new ticket gate will be created at the North Exit of Nakano Station and a pleasant pedestrian pathway will connect the station's new North Exit Square and Meiji University's Nakano Campus.

[Conceptual Map of Nakano Station Area around 2014]



*This map is based on plans as of December 2011.



*This is a conceptual image created using computer graphics and an aerial photo taken in November 2011. The finished redevelopment project may differ.

A Redeveloped Nakano Reaches Out to the World : A New Campus to Set Sail

❖ A Redevelopment Project to Create New Energy ❖

The area that will be home to the Nakano Campus has been designated as a redevelopment promotion district by the Tokyo Metropolitan Government and is the showcase piece of Nakano City's plan to develop the Nakano Station area into a hub for activities to create new energy in Tokyo. In addition to the Nakano Campus, the area will also be home to facilities of two other universities as well as two office and commercial facilities, a park, and open space. There are high expectations for Meiji University's involvement in these urban development plans being promoted through industry-government-academia cooperation.

❖ A Facility Development Project to Mark Meiji University's 130th Anniversary ❖

Founded in 1881, Meiji University celebrated its 130th anniversary in 2011. To mark this milestone, the University is moving forward with six facility development projects, with the goal of evolving into a next-generation university by further enhancing its education and research environment. Creation of the Nakano Campus has been designated as a key element in these facility development projects, and the new campus will integrate the tradition that Meiji University has cultivated over more than a century and the spirit of innovation that the university has as it looks toward the future. There are high expectations for the Nakano Campus as Meiji University continues to advance as one of Japan's finest private universities by further promoting the theme of its 130th anniversary commemoration project: "To the World, Empower the Individual, Link to the World and the Future."

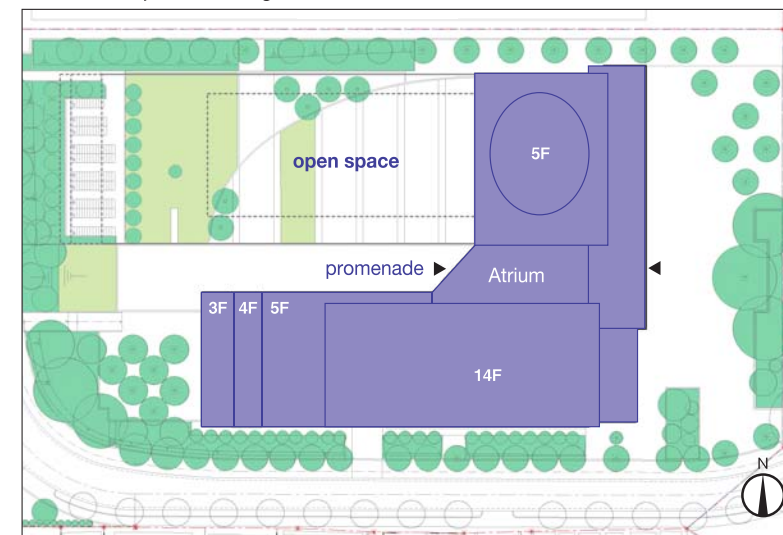


*Conceptual image

❖ A Campus Integrated into the Community, the Environment, and the World ❖

The Nakano Campus will be open to the local community and will be environmentally friendly, disaster resistant, and barrier free. The pleasant eco-campus and the surrounding trees will offer verdant public spaces as well as grassy areas for relaxation and conversation among students, professors, administrative staff, and community residents.

[Nakano Campus Plan (Stage 1)]



*Conceptual image

❖ The Nakano Campus ❖ ~A Dynamic and Friendly Atmosphere~

The Nakano building will have two wings: a high-rise wing (fourteen aboveground stories and one belowground) that will house classrooms and faculty offices and a low-rise wing (five aboveground stories) that will have the cafeteria, library, and administrative offices. The two wings will be connected by an atrium. The high-rise wing will feature classrooms up to the fifth floor and faculty offices from the seventh floor. Lounges will be located throughout the building, offering places for talking and exchanging ideas.



Conceptual image of the eastern facade based on the Nakano Campus Plan (Stage 1)

*This is a conceptual image created using computer graphics. The finished building may differ.

[Main Facilities]

[High-Rise Wing] Self-Access Center, Exchange Gallery, multipurpose room, classrooms, multimedia classrooms, Computer-Assisted Language Learning (CALL) Classroom, Cross-Field Lounge, Presentation Space, Employment and Career Development Support Center, Academic Support Center, faculty offices, laboratories, seminar rooms, Faculty Lounge

[Low-Rise Wing] Cafeteria, school store, library, administrative office, academic staff room, clinic, Student Counseling Center, deans' offices, executive offices, extra-large classroom

[Connecting Section] Atrium

*Naming is still tentative.

❖ Institutes at the Nakano Campus ❖ ~Offering Integrated Undergraduate and Graduate Programs~ and Joining the Humanities and Sciences ~

[Undergraduate Schools]



❖ School of Global Japanese Studies

The School of Global Japanese Studies develops people for the 21st century who can be active on the world stage as a result of their study of Japanese culture and social systems, their global perspective, and their communication skills. The School fosters in students a global perspective through study abroad programs and research on cultures and societies throughout the world. Students will enhance their skills in self-expression through intensive English or Japanese language courses. Meiji University is one of thirteen Japanese universities selected by the Ministry of Education, Culture, Sports, Science and Technology for the "Global 30" Project for Establishing Core Universities for Internationalization. The School of Global Japanese Studies provides opportunities for international students to study with Japanese students a range of courses on popular culture and other aspects of "Cool Japan."

*The School is currently located at Izumi Campus and will move to Nakano Campus in April 2013.



❖ School of Interdisciplinary Mathematical Sciences (tentative name)

The School of Interdisciplinary Mathematical Sciences (tentative name) will be launched as a new undergraduate school with the opening of the Nakano Campus in April 2013. By integrating mathematics and information and creating new links between them, the School aims to resolve the highly complex issues that society faces today. Under the guiding principle of "creating and developing mathematical sciences that contribute to society and actively announcing findings," the School will engage in education and research activities with an eye to resolving contemporary issues by explicating natural phenomena as well as complex phenomena in the social sciences and humanities.

*The School of Interdisciplinary Mathematical Sciences (tentative name) is in the conceptual stages. The School's name and plans may change. (as of December 2011)

[Graduate Schools]

❖ Graduate School of Global Japanese Studies

The Graduate School of Global Japanese Studies is composed of the following nine research areas: Visual Culture, Pop Culture, Media and Content, Japanese Social Systems, Interculturalism and Education, Japanese Linguistics and Japanese Language Education, English Language Education, Intercultural Relations and Cultural Transformation, and Japanese Philosophy. It aims to train up educators, researchers, and other professionals who can play a wide range of roles in the international community with their understanding of the culture and social systems of both Japan and other countries.

*The Graduate School is currently located at the Izumi Campus and will move to the Nakano Campus in April 2013.

❖ Graduate School of Advanced Mathematical Sciences

The Graduate School of Advanced Mathematical Sciences opened in 2011 as an educational institute to promote "Formation and Development of Mathematical Sciences Based on Modeling and Analysis," a Meiji University project selected by MEXT as a fiscal 2008 Global COE (Center of Excellence) Program. The Graduate School aims to be a center for research and education that trains up and sends out capable professionals who can be active in the international community and respond to society's needs through the application of advanced mathematical sciences. To achieve this goal, the Graduate School imparts expertise in the mathematical sciences and the ability to analyze the true nature of today's increasingly sophisticated and complex society using mathematical sciences that focus on modeling and analysis and emphasize mathematics' relationship to society.

*The Graduate School is currently located at the Ikuta Campus and will move to the Nakano Campus in April 2013.

❖ Program in Frontier Sciences and Innovation, Graduate School of Science and Technology

The Graduate Program in Frontier Sciences and Innovation embraces two fields of research: Safenology and Digital Content Studies. Safenology takes a multifaceted approach to problems surrounding safety and security in today's society and seeks to create a vision of science and technology and social systems for the future. Digital Content Studies aims to support today's production, distribution, and reception of information via digital media. Both fields bridge existing specializations and attempt to create new disciplines needed today.

*The Graduate Program is currently located at the Ikuta Campus and will move to the Nakano Campus in April 2013.

❖ International Program in Architecture and Urban Design, Graduate School of Science and Technology

To address and resolve both global and local issues, there will be increasing demand in the future for talented professionals specialized in the fields of architecture and urban design who are equipped to work in international settings. This Program will feature lectures and studios mainly in English, and the graduates of this Master's Program will be compliant with the UNESCO-UIA (International Union of Architects) Charter for Architectural Education. Thus, the Program will be well equipped to accept international students. We also plan to offer an overseas internship program and to accept credits for educational programs that Meiji University students take at our international partner institutions. In this way, we will train up specialists in architecture, urban design and management who are equipped with world-class specialized knowledge and considerable practical experience.

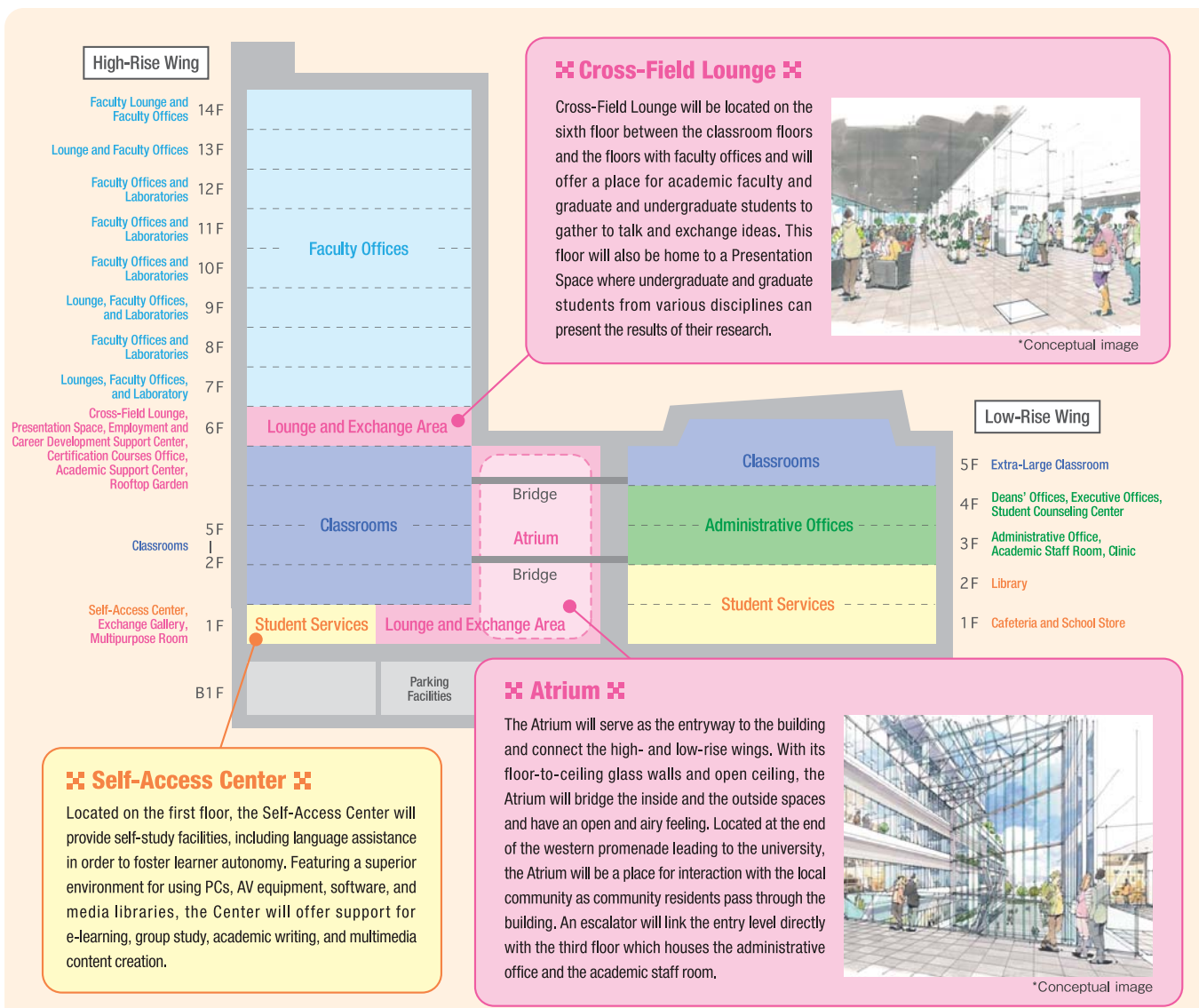
*The International Program in Architecture and Urban Design is in the conceptual stages. The Program's name and plans may change. (as of December 2011)

[Research Institute]

❖ Meiji Institute for Advanced Study of Mathematical Sciences (MIMS)

The Meiji Institute for Advanced Study of Mathematical Sciences (MIMS) is the international hub for the Meiji University Global COE (Center of Excellence) Program "Formation and Development of Mathematical Sciences Based on Modeling and Analysis" and MIMS promotes activities related to the program. In line with the trends of competition and coordination that characterize globalization, MIMS also promotes substantive research exchange with partner research institutes overseas that have signed a memorandum or agreement. Moreover, MIMS has proposed to MEXT that it create a nationwide joint usage/research center in the mathematical sciences, and it is now engaging in further research to realize this goal. This would be the first joint usage/research center in this academic discipline to be located at a private university.

*MIMS is currently located at the Ikuta Campus and will move to the Nakano Campus in April 2013.



Outline of Nakano Campus Plan (Stage 1)

Name	Meiji University Nakano Campus Plan	Classrooms	Extra-Large Classroom	1
Opening Date	April 2013		Large Classroom	1
Period of Construction	June 2011–January 2013 (tentative)		Medium-Sized Classrooms with Multimedia Capabilities	2
Address	4 Nakano, Nakano-ku, Tokyo, Japan		Medium-Sized Classrooms (large)	3
District/Zone	Category 1 medium-to-high-rise exclusive residential district and fire prevention district		Medium-Sized Classrooms	4
Site Area	Approx. 16,144 m ²		Small Classrooms	20
Building Area	Approx. 4,281 m ²		Small Classroom with PC Capabilities	1
Total Floor Area	Approx. 32,244 m ²		Multimedia Classroom	1
No. of Stories	Aboveground: 14; belowground: 1; utility space: 1		Computer-Assisted Language Learning (CALL) Classroom	1
Maximum Height	69.95 m		Seminar Rooms	18
			Small Seminar Rooms	4
			Total	56

Access

[From the Nearest Station to Nakano Campus]

About 8 minutes on foot from Nakano Station

○ Nakano Station can be reached by three lines (the JR Chuo Line, the JR Sobu Line, and the Tokyo Metro Tozai Line) and is 4 minutes from Shinjuku Station by the rapid-service train.

[From Major Stations to Nakano Station]

Shinjuku Station via the JR Chuo Line (Rapid) .. **Approx. 4 min.**

Tokyo Station via the JR Chuo Line (Rapid) **Approx. 19 min.**

Otemachi Station via the Tokyo Metro Tozai Line **Approx. 20 min.**

Shibuya Station via the JR Yamanote Line with a transfer at Shinjuku Station to the JR Chuo Line (Rapid) **Approx. 15 min.**

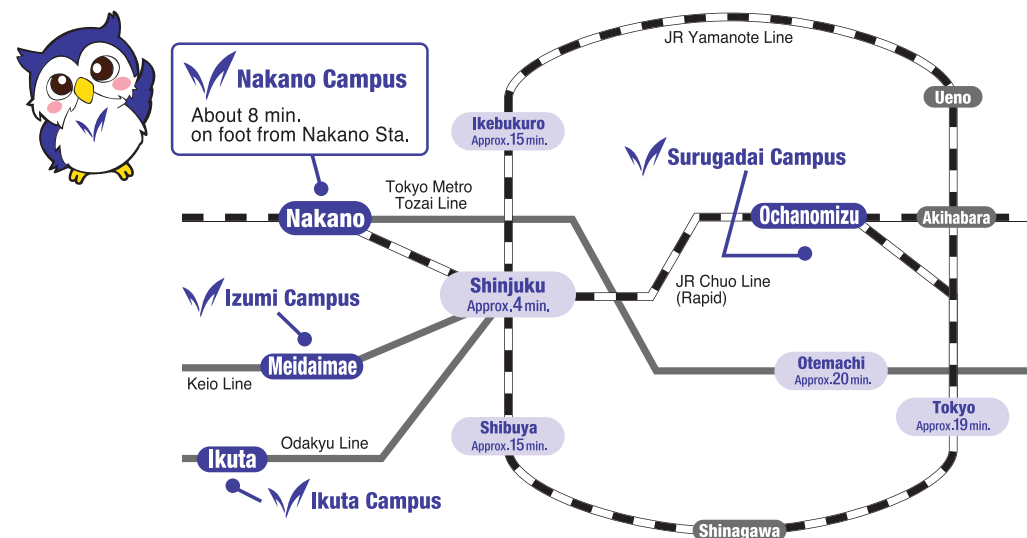
Ikebukuro Station via the JR Yamanote Line with a transfer at Shinjuku Station to the JR Chuo Line (Rapid) **Approx. 15 min.**

[To Other Meiji University Campuses]

Surugadai Campus Nakano Station–Ochanomizu Station (via the JR Chuo Line [Rapid]) **Approx. 14 min.**

Izumi Campus Nakano Station–Meidaimae Station (via the JR Chuo Line [Rapid] with a transfer at Shinjuku Station to the Keio Line) **Approx. 18 min.**

Ikuta Campus Nakano Station–Ikuta Station (via the JR Chuo Line [Rapid] with a transfer at Shinjuku Station to the Odakyu Line) **Approx. 40 min.**



*The above times include the time required to transfer and wait for trains, but may differ depending on time of day of travel.



[Date of Issue] February 2012

[For More Information]

Nakano Campus Preparation Office
Nakano Campus Preparation Division
Meiji University

Address: 1-1 Kanda-Surugadai, Chiyoda-ku, Tokyo 101-8301 Japan
Tel: +81-3-3296-4612 Fax: +81-3-3296-4616

*The information contained in this pamphlet is current as of December 2011. The content may change due to further studies and administrative consultations. The images of the university building in this pamphlet are conceptual images created using computer graphics. The finished building may differ.