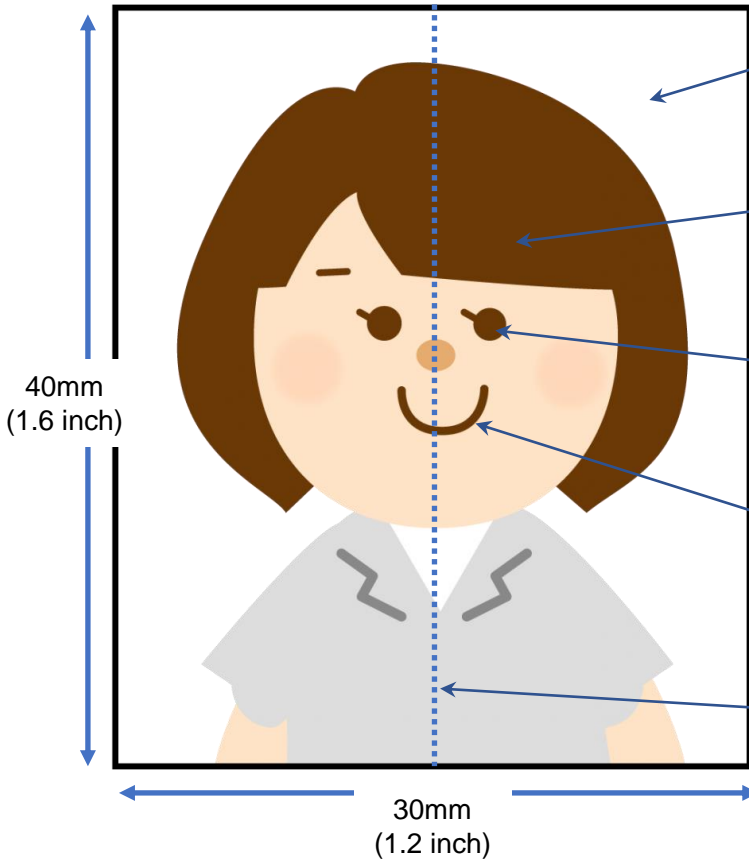


# ID Photo Instruction



White Back

Bangs do not interfere with your face

No Colored Glasses  
Eyes open


Not show your teeth

Keep your body center


It is OK for you to take ID photo with your smart phone but please follow the instruction as above. At the time you print out, please use **photo paper**.

## < BAD EXAMPLES >


Full face not visible



Head size is too small



Head size is too big



Back ground is too dark



Photo is underexposed



Photo is overexposed

