



Measures to Prevent the Spread of
Infection and Restrictions on Entry to the
Campuses under Activity Restriction
Guidelines

* Meiji University Activity Restriction Guidelines have
been lowered from level 3 to level 2 from March 22.

Contents

*Click a hyperlink to go to the desired page.

| 目次 | ページ |
|--|-----|
| <u>Main updates</u> | 4 |
| <u>Introduction</u> | 5 |
| I. Activities | |
| <u>1. Classes and educational activities</u> | 7 |
| <u>2. Research activities</u> | 7 |
| <u>3. Extracurricular activities</u> | 7 |
| <u>4. Counter services (Office)</u> | 7 |
| <u>5. Facility Lending</u> | 8 |
| <u>6. Meetings within the university</u> | 8 |
| II. Measures to prevent infection | |
| <u>1. Measures to prevent the spread of infection at the University</u> | 1 0 |
| <u>2. If a person is identified as infected or a close contact by public health centers</u> | 1 2 |
| <u>3. What students or faculty members should do when they are not feeling well</u> | 1 3 |
| <u>4. If a family member or other person who lives with you is identified as an infected person by a public health center, etc.</u> | 1 4 |
| <u>5. Measures to be taken in the event of infection</u> | 1 4 |
| <u>6. Prevention of infection and health management</u> | 1 5 |
| <u>7. International travel</u> | 1 5 |
| <u>8. Daily life</u> | 1 6 |
| <u>9. Definition of Close contact</u> | 1 7 |
| III. Restrictions on Entry to Campus | |
| <u>1 Restrictions on Campus Entry</u> | 2 0 |
| <u>2 Welfare</u> | 2 2 |

| | |
|--|------------|
| IV Research Activities and Guidelines for the Prevention of the Spread of the New Coronavirus Infection | |
| <u>1 Basic policies for conducting research activities</u> | 2 4 |
| <u>2 Points to consider when conducting research activities</u> | 2 4 |
| <u>3 Specific actions</u> | 2 5 |
| <u>4 Other</u> | 2 6 |
| V Photographs of infection control measures | |
| <u>1 Efforts made by the University</u> | 2 9 |

Main updates

| Update date | Item | Contents | Page |
|-------------------|--|--|------|
| March 22, 2021 | General | Revisions based on the Activity Restriction Guidelines, Level 2. | |
| | Introduction | Explanations of the handling of this document from the end of the Statement of Emergency Declaration by the Government until the end of March as well as during the spring semester of the academic year 2021. | P5 |
| | I Activities 1 Classes and educational activities | Explanations of the handling of classes and educational activities during the spring vacation as well as the spring semester of the academic year 2021. | P7 |
| | II Measures to prevent infection 7 International travel | Explanations divided between those to all students and those to international students. | P15 |
| | III Restriction on Entry to Campus 2 Welfare | Explanations concerning student cafeterias, shops, etc. (Planning to resume business from April 1 st .) | P22 |

[〈Back to Contents〉](#)

Introduction

Since January 8 this year, Meiji University has restricted education and research activities under “Level 3” of the Activity Restriction Guidelines and implemented measures to restrict students from entering the University. However, in consideration of the lifting of the State of Emergency Declaration by the Government and the recent infection situation in the Tokyo Metropolitan Area, the Activity Restriction Guidelines Level will be lowered to "Level 2", effective March 22, 2021. In addition, from April 1, from the start of the new fiscal year, the university will aim to lower the Activity Restriction Guidelines to "Level 1".

Since the health of students and faculty members is our top priority, we will continue to comprehensively examine the spread of infection whilst also examining the policies of the government and prefectures, and if the spread of infection continues, the activity restriction level may be raised again.

Information will be provided through the HP, Oh-o! Meiji! and other means.

We apologize for any inconvenience and ask for your cooperation.

■Meiji University Activity Restriction Guidelines.

<https://www.meiji.ac.jp/koho/natural-disaster/6t5h7p000032pt0n-att/a1616049139468.pdf>

[〈Back to Contents〉](#)

I. Activities



I. Activities**1. Classes and educational activities**

Although regular classes are already being carried out at present, some classes might be held face-to-face or online during the spring vacation. If you are taking any of these classes, please follow the directions from the teacher.

In addition, we are preparing to conduct classes at Level 1 of Activity Restriction Guidelines, which means about 70% of the classes will be held face-to-face from the spring semester of the academic year 2021. For more information, please check the site below.

■ Academic Year 2021-Classes(Third Report)

<https://www.meiji.ac.jp/cip/english/news/2021/enjsp300000k2ct.html>

2. Research activities

Although it is possible to conduct research activities using university facilities, due consideration must be paid to the research environment. Make sure that you wear a mask and limit the number of people in each research room or laboratory to prevent infection.

When you use a research room or laboratory, the number of students is restricted to a maximum of 10 for each research room or laboratory and sufficient interpersonal distance (1m minimum) is required.

When conducting research activities, be sure to check "IV Research Activities and Guidelines for the Prevention of the Spread of the New Coronavirus Infection". In principle, participation in and sponsorship of research meetings such as academic conferences are prohibited.

3. Extracurricular activities

In principle, such activities are prohibited. However, some activities may be permitted by the university.

4. Counter services (Offices)

In principle, please use the following contact form if you need help from an administration office. If you need to visit the offices for a consultation or to submit documents, be sure to obtain permission from the office in advance.

■ Contact Form

<https://www.meiji.ac.jp/koho/natural-disaster/form.html>

[Automatic certificate issuing machines]

Please check below for the operation schedule for automatic certificate issuing machines. Please note that operating times or the number of units available depends on the situation at each campus. We also accept applications by mail. To reduce the risk of infection, please apply by mail whenever possible.

*Graduates are not authorized to use the automatic certificate issuing machines. Please apply by mail.

■For the use of certificate issuing services, please check the site below:

<https://www.meiji.ac.jp/cip/english/about/news/2020/enjsp3000000he11.html>

5. Facility Lending

As a general rule, facilities are available to rent and are limited to Meiji University faculty members. Up to a maximum of 50 people may be allowed to use each classroom, conference room, or other facility for educational and research purposes. The lending procedure will be the same as usual.

When using any facility, please make sure that the number of people using it is less than half of the capacity. This will ensure that users have sufficient space between them. It is vital to allow for optimum ventilation and responsible social distancing.

No lending of facilities to those outside Meiji University will be made available until the Activity Restriction Guidelines level reaches 0.

6. Meetings within the university

Face-to-face meetings are allowed. However, to prevent the spread of infection, please use messaging or have meetings online whenever possible.

[〈Back to Contents〉](#)

**II. Measures to
prevent infection**



II. Measures to prevent infection

1. Measures to prevent the spread of infection at the University

To ensure safe use of facilities and equipment, measures focusing on cleaning and disinfection work, ventilation enhancement, and splash prevention are being undertaken. Details of these measures may change depending on the future situation.

■ Measures to prevent the spread of infection at Meiji University

<https://www.meiji.ac.jp/koho/natural-disaster/6t5h7p000032pt0n-att/a1593502740366.pdf>



Photographs of university efforts to prevent infection can be found in "V. Photographs of infection control measures".

(1) Cleaning and Disinfection

- *Hand antiseptic solution is installed at the entrance of each building and inside buildings.
- *Classrooms are cleaned after use, by the next day.
- *Face guards, sterilization sheets, and detoxifying sprays are available in faculty rooms for use by teachers.

(2) Ventilation

- *Air conditioning focuses on ventilation.
- *In order to focus on ventilation, a comfortable environment of both temperature and humidity may not be achievable. We ask for your understanding.
- *When face-to-face classes are held, for safety considerations, keep the doors, vents, windows, etc. open and cooperate in thoroughly ventilating after classes and during breaks.

(3) Prevention of splash

We have installed vinyl sheets and other materials to prevent splashing at office counters on campus.

(4) Use of open spaces, etc.

II. Measures to prevent infection

In order to prevent infection, you may not be allowed to use the benches and tables installed in the open spaces (common areas) of the university or the number of seats may be limited.

In principle, water coolers and hand dryers are no longer in use.

(5) Use of elevators and escalators

Because elevators tend to get crowded and airless, use the stairs and escalators as much as possible. When using an elevator or escalator, make sure that there is plenty of space between you and the next person.

*We regularly clean elevators and escalators, but we recommend that you wash your hands frequently after using them because lots of different people touch the buttons and handrails.

(6) Recommendation of COCOA (application software for contact confirmation) Download

Meiji University strongly recommends that you install and utilize the "New Coronavirus Contact Confirmation App" ("COCOA"), an application provided by the Ministry of Health, Labor and Welfare for notifying people of contact with infected persons.

If you receive a contact notification from COCOA that you have had contact with infected persons, follow the instructions on the app and be sure to consult a medical institution.

■How to install COCOA (Ministry of Health, Labor and Welfare website)

<https://www.mhlw.go.jp/content/10900000/000647649.pdf>

(7) Recommendations for recording your activity history

Just in case you are identified as an infected person or a close contact person, Meiji University recommends that you keep a record on your smartphone or in a notebook of your activities for at least the previous two weeks. Keep a record of the classes you attended, the facilities you used, and the friends you met with.

Meiji Mail (Outlook App) and Oh-o! Meiji system also have a "calendar function" that you can use as needed to keep a record of your activities.

【Example record】

| 日付 | 時間 | 場所 | 関係者 |
|-------------|-------|-----------------------------------|---------------|
| December 17 | 09:00 | English I | Next to Ms. A |
| | 12:30 | Lunch at Café | Mr. B, Mr. C |
| | 15:20 | Introduction to Political Science | Next to Mr. D |
| | 18:00 | Shopping at Supermarket | |
| | 19:00 | Part-time job (Restaurant) | |

(8) Public announcements to raise awareness of the spread of infection

During class break times, announcements are made via the public announcement system regarding infection prevention measures and about special procedures when entering the campus.

2. Cases where a person is identified as infected or a close contact by public health centers

(1) When students and faculty members are found to be infected

(Tested positive for the new coronavirus infection)

- ① If you are found to have been infected with the new coronavirus, please contact your school office by telephone or use the Contact Form.
- ② Such students and faculty members are not allowed to enter the campus until they are permitted to do so by the responsible public health center or medical institution.
- ③ After having recovered, please contact your school office by phone or use the contact form.
- ④ Students who have been infected with the new coronavirus should consult with their school office about how to deal with their absence from class.

■Contact Form

<https://www.meiji.ac.jp/koho/natural-disaster/form.html>

(2) When a student or faculty member is identified as a close contact by a public health center, etc.

- ① If you are found to be a close contact, follow the instructions of the healthcare

II. Measures to prevent infection

center and take the necessary tests at medical institutions.

- ② Please contact your school office by telephone or use the contact form.

Please contact your school office again when you get the test results.

- ③ According to the results of the tests, students and faculty members are not allowed to enter the campus during the period instructed by the public health center or medical institution.

*The suspension period for students who have not undergone or cannot undergo medical examinations at medical institutions, etc. is 14 days from the date of the last close contact with the infected person. You will not be able to enter the campus during this period.

- ④ Students who have been infected with the new coronavirus should consult with their school office about how to deal with their absence from class.

■Contact Form

<https://www.meiji.ac.jp/koho/natural-disaster/form.html>

3. What students or faculty members should do when they are not feeling well

(1) If a student or faculty member is examined for the new coronavirus infection

- ① If you are tested for the new coronavirus at a medical institution, please contact your school office by phone or use the contact form.

Please

Please contact your school office again when you get the test results.

- ② According to the results of the tests, students and faculty members are not allowed to enter the campus during the period instructed by the public health center or medical institution.

- ③ Students who have been infected with the new coronavirus should consult with their school office about how to deal with their absence from class.

■Contact Form

<https://www.meiji.ac.jp/koho/natural-disaster/form.html>

(2) When students or faculty members have cold symptoms (Fever, cough, feeling sick, impaired sense of smell or taste etc.) but have not been tested for the new coronavirus infection.

II. Measures to prevent infection

① Students and faculty members with symptoms such as pyrexia should first consult their primary care physician or other nearby medical institution by telephone, and then seek medical attention. If the doctor suspects an infection, you can be tested for a new coronavirus infection.

■ Ministry of Health, Labour and Welfare Website

https://www.mhlw.go.jp/stf/seisakunitsuite/bunya/kenkou_iryuu/dengue_fever_qa_00001.htm
l#Q5-1

② Please follow the instructions of your doctor when you enter the campus after the examination.

* If a new coronavirus infection is found as a result of the test, please respond as described in 2 (1) above.

4. Cases family or other person who lives with you is identified as an infected person by a public health center, etc.

① In this cases, there is a possibility that you may be identified as a close contact by a public health center, and in order to prevent further infection, you are not allowed to enter the campus.

Please wait the contact from the responsible healthcare center (or medical institution) and follow the instruction.

* Even if the person living with the you is identified as a close contact, you can enter the campus if the infection is not known.

② But If you are also identified as an a close contact person by a public health center, etc., please follow the instructions as set out in 2 (2) above.

5. Measures to be taken in the event of infection

① When an infected person or a person in close contact informs the office, the department that receives the message will report it to the relevant people in charge, based on a predetermined system.

② The New Coronavirus Countermeasures Headquarters will collect information on cases in cooperation with any related departments as needed.

③ A report will be sent to necessary organizations such as public health centers, and the Ministry of Education, Culture, Sports, Science and Technology, as appropriate.

④ Consultations and coordination with relevant organizations will be undertaken.

II. Measures to prevent infection

The affected areas where the infected persons and close contacts have been will be disinfected. In addition, measures will be taken to close floors and buildings as appropriate.

6. Prevention of infection and health management

- ① When returning home from outside, wash your hands and gargle frequently before meals. Cough etiquette should be observed when coughing or sneezing (use a mask, tissue, handkerchief, or your sleeve to prevent splashing). In addition, everyone should try to prevent the spread of infection by avoiding crowds as much as possible.
- ② To boost your immune system, try to get enough sleep, eat a balanced diet, and exercise moderately.
- ③ If you experience symptoms of a cold such as a fever, rest at home without exerting yourself.
- ④ If physical symptoms persist, consult a medical institution immediately as you might have an infection.

7. International travel

(1) Students intending to travel abroad

Please refrain from traveling to countries and regions designated by the Ministry of Foreign Affairs as Infectious Disease Risk Level 3. Also, you are not permitted to visit Level 2 countries.

- Ministry of Foreign Affairs Overseas Safety website

<https://www.anzen.mofa.go.jp/>

- Ministry of Education, Culture, Sports, Science and Technology website

https://www.mext.go.jp/a_menu/coronavirus/index.html

(2) Entering Japan

When entering Japan, regardless of your nationality, certification is required. Since quarantine at airports is being strengthened, a certificate that shows a “negative” examination result for the new coronavirus infection is necessary. You must submit such a certificate that shows that you were examined within 72 hours before departure. A further infection examination will be held when you enter Japan. So please follow the instructions of the officer in charge.

II. Measures to prevent infection

In addition, due to the spread of the new coronavirus infection, requirements concerning documentation and restrictions of entry for those who are not Japanese nationals may be subject to change. Please check the websites of the Ministries concerned:

Ministry of Foreign Affairs website

https://www.mofa.go.jp/mofaj/p_pd/pds/page25_002019.html

■Ministry of Justice website

http://www.moj.go.jp/hisho/kouhou/hisho06_00099.html

■Ministry of Health, Labor and Welfare website

https://www.mhlw.go.jp/stf/seisakunitsuite/bunya/0000164708_00001.html

8. Daily life

The Sub-Committee on Countermeasures against New Coronavirus Infections reported that the risk of infection has increased where the following five situations occur, (1) - (5).

To protect your own health and not to infect others around you, please avoid the following dangers as possible as you can:

(1) Drinking and social gatherings

- *Drinking alcohol often leads people to lowering their guard and to begin talking loudly.
- *The risk of infection increases when a large number of people stay for a long time in a small space separated only by partitions.
- *Sharing drinks and chopsticks increases the risk of infection.

(2) Eating and drinking over a long time or with a large number of people

- *Prolonged eating and drinking, wining and dining, and pub-crawling involve a higher risk of infection. Make sure to keep your mealtime short when you eat out.
- *Eating and drinking with more than 5 people may increase the risk of infection because you will probably talk loudly and the transmission of droplets from person to person will increase.

(3) Talking to others without a mask

- *If you have conversations in close contact with others without a mask, you will increase the risk of infection through the transmission of droplets and microdroplets.
- * For example, there are confirmed cases of people not wearing masks in karaoke bars.
- * Make sure that you wear a mask when in a car with others or on a bus.

(4) Communal living in a small space

- * When sharing tight living spaces, people are together over a long time and speaking to each other in such small spaces increases the risk of infection.
- * Cases of suspected infection in common areas such as dorm rooms and toilets have been reported.

(5) Change of location

- *Switching locations, such as during work breaks, can increase the risk of infection due to people becoming careless or changes in the environment.
- *Suspected cases of infection in rest rooms, smoking areas and dressing rooms have been confirmed.

■ "5 situations" that increase the risk of infection

<https://corona.go.jp/prevention/pdf/en.5situations.pdf>

9. Definition of Close contact

The term "close contact" is defined as a person who has been exposed to an infected person, during the period that the infected person was confirmed positive for the virus and was infectious (including the time that person was asymptomatic). Ultimately, however, the health center will determine who is a close contact.

The above definition is from, "Procedures for the implementation of an aggressive epidemiological survey on patients with new coronavirus infections" published by the Infectious Diseases Epidemiology Center of the National Institute of Infectious Diseases on May 29, 2020.

II. Measures to prevent infection

Close contacts fall within the following categories:

- (1) Those who live with or have had prolonged contact with an infected person (Including inside a vehicle or an aircraft)
- (2) A person who has examined, or cared for, an infected person without proper infection protection
- (3) Persons who are likely to have had direct contact with contaminants such as the respiratory secretions or body fluids of an infected person
- (4) Other: Persons who have had arm's length contact (roughly one meter) with an "infected person" for more than 15 minutes without conforming to the necessary infection prevention measures (as a general rule the infectiousness of a patient is based on the surrounding environment, contact conditions, and other individual circumstances).

[〈Back to Contents〉](#)

**III. Restrictions on
Entry to Campus**



III. Restrictions on Entry to Campus

1 Restrictions on Campus Entry

(1) Those who are permitted to enter campuses

- ① Students (limited to those attending classes, etc. and those who have been approved to use certain facilities by the university.)
- ② Faculty and staff members (including Temporary Staff)
- ③ Contractors working on campus and visiting contractors.
- ④ Those who have been given advance permission to enter the campus by the university.

(2) Facilities available to students

Students can use university facilities to take face-to-face classes or online classes, take research guidance sessions, etc. at the university. In addition, some university facilities such as libraries are also available. The time periods of the availability of these facilities, and those who are allowed to use each facility may differ from the normal situation. Please check the appropriate website for details.

People who are infected often have no symptoms and may unknowingly spread the infection to others. Therefore, to prevent infection, all students should return home as soon as possible after their classes or their business on campus has finished. Students should refrain from attending parties or social gatherings.

(3) Measures in place for entering facilities

When entering facilities, you are required to present your identification card at the entrance (main gate, building entrance, Disaster Prevention Center, etc., depending on the campus.)

Details below:

*If necessary, we may ask you to complete the entry ledger at some facilities.

Students:

Please bring your Student ID Card with you so that you can use the card reader for entry control.

Full-time faculty members

Please bring your faculty member ID Card with you so that you can use the card reader for entry control.

○Others

Please show your ID, such as your teacher's card.

(4) Compliance with entry requirements

- ① Please take your temperature at home and check that you are in good physical condition before entering any campus.

Do not enter the campuses if you have a fever of 37.5 °C or higher, or if you are worried about your health.

- ② Non-contact thermometers are installed at each campus. If you forget to take your temperature at home, please check your temperature with these thermometers.

■Map showing the locations of the thermometers

https://www.meiji.ac.jp/koho/natural-disaster/thermometer/location_english.pdf



- ③ When entering the facilities and while in the facilities, please wear a mask. Please take measures to prevent heat stroke.
- ④ When entering the campus, use the disinfectant installed at the entrance of each facility, and wash your hands with soap after entering the campus.
- ⑤ If you feel unsure about your physical condition after entering the campus, do not push yourself too hard and go home immediately. In addition, before you go home, please talk to the staff nearby (including clinics).
- ⑥ When entering a facility please ensure social distancing (2 meters or more). Be aware of the 3 C's.
- ⑦ To prevent droplet infection, avoid unnecessary chatter and reduce physical contact to lower the risk of contact infection.
- ⑧ If you get a fever or cold within 2 to 3 days after entering the campus, please contact the appropriate office.

2 Welfare

(1) Student cafeterias, shops, etc.

Some of the University's welfare facilities are planning to resume business from April 1st. For further information, please check the following site.

<https://www.meiji.ac.jp/koho/studentsservice/hour/hour.html>

(2) Food and drink in university buildings

In principle, eating and drinking are prohibited in buildings, except in designated areas. Please be careful to prevent droplet infection by avoiding eating and drinking in close contact with others.

[〈Back to Contents〉](#)

**IV Research Activities and
Guidelines for the
Prevention of the Spread
of the New Coronavirus
Infection**



IV Research Activities and Guidelines for the Prevention of the Spread of the New Coronavirus Infection

In order to prevent the spread of the new coronavirus infection, Meiji University Activity Restriction Guidelines define the scope of various activities. In accordance with these guidelines, the Organization for the Strategic Coordination of Research and Intellectual Properties has established guidelines for research activities at Meiji University. Please note these guidelines when conducting research activities.

1 Basic policies for conducting research activities

- (1) Prevention of cluster formation in research rooms or laboratories.
- (2) Thorough management measures for the prevention of infection.
- (3) Everyone should behave responsibly for the good of the university as a whole.

2 Points to consider when conducting research activities

(1) Overall research activities

- ① Everyone should thoroughly implement the general infection prevention measures (by avoiding contact and droplet infection).
- ② In principle, the research should be conducted at one's home, and faculty members are allowed to enter campus only when it is necessary for preparation and continuation of education and research. If admittance to campus is unavoidable, work shifts should be introduced in order to reduce research time on campus.
- ③ Staff and students should be careful to comply with the "3 C's" described below.

(2) Utilization of facilities and equipment for experiments

- ① The use of facilities and equipment for experiments shall be kept to a minimum, and data analysis, etc. shall be conducted at home.
- ② An operation plan and a facility utilization plan shall be formulated to

avoid the 3 C's: a closed space with poor ventilation, a crowded place where many people gather, and a space where people talk in close proximity.

(3) Events and Seminars

- ① In principle, holding events on campus is prohibited, and events are required to be held online, such as live distribution using WEB conference tools and on-demand distribution of programs using special sites. In addition, for research meetings of small numbers of people, sufficient care must be taken to prevent the spread of infection by wearing masks and by limiting the number of people in each room.
- ② A virtual venue (Online poster exhibition area) will be set up, and posters uploaded by each applicant will be displayed. Examinations, questions and answers using WEB conference tools will be provided.

(4) Research activities outside the university

- ① Research business trips, etc. within Japan should be suspended or postponed as far as possible. If it is difficult to postpone or suspend those trips, it is your responsibility to ensure sufficient safety.
- ② In principal, business trips outside Japan for research shall be suspended.

(5) Consideration for Students

In order to prevent infection, due consideration should be given to allow students not to visit the university, if they wish. This is in light of the fact that there are students who do not want to travel long distances by train, or students who have gone back to their parents' homes, or international students who cannot enter Japan.

3 Specific actions

(1) Prevention of infection

- *Before leaving home, be sure to check your temperature (it must be approximately 37.5 degrees or less) and that you are not feeling unwell.
- *When you enter any of the campuses, use the disinfectant installed in the entrance of each facility, etc.

- *Hand wash thoroughly with soap and water.
- *Always wear a mask.
- *Minimize communication between yourself and others.
- *Ensure the room you are in is well ventilated while taking into account the nature of the experiment, etc. (check at least twice an hour)

(2) Management of personnel and behavior

- *The upper limit of people in each laboratory or research room is 10, after ensuring a sufficient interpersonal distance (1meter minimum). On campus, social distancing (2 meters or more) should be followed.
- *Go directly to the lab or research room and return directly home from the room.
- *In person meetings should be minimized and meetings should be carried out using WEB conferencing, chat, or email.
- *Records of entry to and exits from laboratories (Name, time of entry and exit, work content, etc.) are kept daily.

(3) Behavior in cases of suspected infection

- *Just before leaving home, check your physical condition (body temperature, etc.). If infection is suspected, do not go to the university or to work. Inform your supervisor and consult a medical institution, if necessary.
- * If you feel unsure about your physical condition after entering the campus, go home immediately after informing the staff of your condition (including clinics).
- *When a suspected infection has occurred, a report should be made to your supervisor, using the appropriate means of communication, such as "The self-report form for the new Coronavirus".

4 Other

(1) Competitive research funding system

The Fund Allocation Institutions (JSPS, JST, AMED, etc.) are responding flexibly to applications for public offerings and to extend the deadline for various procedures.

The flexible measures currently being implemented under the competitive

research grant system of the Ministry of Education, Culture, Sports, Science and Technology are being disclosed to researchers and research institutions by centralizing information on the Ministry of Education, Culture, Sports, Science and Technology website.

- Ministry of Education, Culture, Sports, Science and Technology website

https://www.mext.go.jp/a_menu/shinkou/torikumi/mext_00638.html

(2) Immigration control

The Japanese government is taking various ‘waterfront’ measures. When you return to Japan or enter Japan, please check the Overseas Security Website of the Ministry of Foreign Affairs.

- Ministry of Foreign Affairs Overseas Safety Website

<https://www.anzen.mofa.go.jp/>

[〈Back to Contents〉](#)

**V Photographs of
infection control
measures**





















V Photographs of infection control measures

1 Efforts made by the University

The following photographs are of some of the measures taken by Meiji university to prevent infection.

| | | |
|---|--|--|
| | | |
| <p>No seating sticker to have seat distance</p> | <p>Partition on teacher's desk</p> | <p>Partition between each seats in Media room(Surugadai)</p> |
| | | |
| <p>Disinfectant solution (Surugadai)</p> | <p>Partition in dining room(Surugadai)</p> | <p>Temperature taking spot (Surugadai)</p> |
| | | |
| <p>Non-contact thermometer card</p> | <p>Record of entry to campus</p> | <p>Signboard at the entrance to a</p> |

| | | |
|---|--|--|
| <p>reader (Surugadai)</p>  | <p>(Surugadai)</p>  | <p>building (Surugadai)</p>  |
| <p>Social distance signboard (Surugadai)</p> | <p>Social Distance Posting (Surugadai)</p> | <p>Warning notice in the building (Surugadai)</p> |
|  |  |  |
| <p>Social Distance Posting (Surugadai)</p> | <p>Canteen (Ikuta)</p> | <p>Desk Top Partition Panels (Ikuta)</p> |
|  |  |  |
| <p>Measures against infectious diseases in offices (Izumi)</p> | <p>Library Salon, Open for Lunch (Izumi)</p> | <p>Entrance restrictions at main gate (Izumi)</p> |
|  |  |  |
| <p>Entry restrictions (Izumi)</p> | <p>Online Classroom (Nakano)</p> | <p>Reserved seating partition in</p> |

| | | |
|---|---|---|
|  |  | <p>dining room (Nakano)</p>  |
| <p>Non-contact thermometer (Nakano)</p> | <p>Social Distance Appeal (Nakano)</p> | <p>Reserved seating in PC Classroom (Nakano)</p> |
|  |  |  |
| <p>Tablet Card Reader for the Entry Management System (Nakano)</p> | <p>Vinyl sheets installed at the office counter (Nakano)</p> | <p>Increasing Ventilation by opening doors (Nakano)</p> |

[〈Back to Contents〉](#)

End of document