



Measures to Prevent the Spread of Infection and Restrictions on Entry to the Campuses under Activity Restriction Guidelines

* Meiji University Activity Restriction Guidelines will be level 1 from April 1.

■Meiji University Activity Restriction Guidelines.

https://www.meiji.ac.jp/cip/english/news/pdf/ActivityRestriction_eng_202206.pdf

Contents

***Click on the hyperlink to jump to the corresponding page.**

Contents	Page
<u>Main updates</u>	4
I. Activities	
<u>1. Classes and educational activities</u>	6
<u>2. Research activities</u>	6
<u>3. Extracurricular activities</u>	6
<u>4. Counter services (Office)</u>	7
<u>5. Facility lending</u>	7
<u>6. Meetings within the University</u>	8
II. Measures to prevent infection	
<u>1. Measures to prevent the spread of infection at the University</u>	1 0
<u>2. If a person is identified as infected or a close contact by public health centers</u>	1 1
<u>3. What students or faculty members should do when they are not feeling well</u>	1 3
<u>4. If a family member or roommate is identified as an infected person by a public health center</u>	1 4
<u>5. Measures to be taken in the event of infection</u>	1 4
<u>6. Prevention of infection and health management</u>	1 4
<u>7. International travel</u>	1 5
<u>8. Daily life</u>	1 6
<u>9. Definition of a close contact</u>	1 7
III. Restrictions on entry to campus	
<u>1 Restrictions on campus entry</u>	2 0
<u>2 Welfare</u>	2 3
IV Research activities and guidelines for the prevention of the spread of the new coronavirus infection	

<u>1 Basic policies for conducting research activities</u>	2 5
<u>2 Points to consider when conducting research activities</u>	2 5
<u>3 Specific actions</u>	2 6
<u>4 Other</u>	2 7
V Photographs of infection control measures	
<u>1 Efforts made by the University</u>	3 0

Main updates

Date	Item	Contents	Page
June 21, 2022	I. Activities 2. Research activities	Updated information.	6
	I. Activities 3. Extracurricular activities	Updated information.	6
	I. Activities 5. Facility lending	Updated information.	7
	II. Measures to prevent infection 7. International travel (2) Entering Japan	Updated information.	1 5
	IV Research activities and guidelines for the prevention of the spread of the new coronavirus infection 2 Points to consider when conducting research activities	Updated information.	2 5 ~ 2 6
	IV Research activities and guidelines for the prevention of the spread of the new coronavirus infection 3 Specific actions	Updated information.	2 6 ~ 2 7

〈Back to Contents〉

I. Activities



I. Activities**1. Classes and educational activities**

Based on level 1 of the activity restriction guidelines, classes will be conducted mainly face-to-face.

<Class management based on activity restriction guideline level 1>

After thoroughly implementing infection prevention measures on campus, all classes offered will be face-to-face. However, for some subjects, such as those for international students, face-to-face classes may be switched to an online format. For details, please check the Oh-o! Meiji class web, "Syllabus Supplement".

Activity Restrictions Guidelines, level 1 means that classes are offered on the premise that students will physically attend school, so students are asked to be prepared to come to the campus and take part in face-to-face classes. However, it is difficult for foreign students who are willing to physically attend classes but cannot get to school due to travel and immigration restrictions. Attending classes is also a problem for those students with underlying illnesses that are likely to become severe due to being infected with the new coronavirus. For such students, as far as possible, we will provide classes online and give them special consideration to allow them to take classes at home.

■ Class management for 2022 (second report)

https://www.meiji.ac.jp/koho/natural-disaster/Class_management_2nd_2022.html

2. Research activities

In order to prevent the spread of infection, it is possible to carry out research activities while paying sufficient attention to the research environment, such as wearing a mask. However, please keep in mind and use the laboratory to maintain sufficient interpersonal distance.

When conducting research activities, be sure to check "IV Research Activities and Guidelines for the Prevention of the Spread of the New Coronavirus Infection ".

3. Extracurricular activities

Some face-to-face activities are permitted by the University, if students and others take thorough measures to prevent infection. If appropriate, use online.

4. Counter services (Offices)

Take all necessary measures to prevent the spread of infection when visiting university offices. To avoid any risk we highly recommend the use of the Contact Form below.

■Contact Form

<https://www.meiji.ac.jp/koho/natural-disaster/form.html>

[Automatic certificate issuing machines]

Please check the website below for the operating schedule of automatic certificate issuing machines. Please make sure to check the following website before using this service, as operating hours may change depending on the latest situation of the spread of new coronavirus infection.

■For information on certificate issuing services, check the following website:

<https://www.meiji.ac.jp/certificate/6t5h7p00003d0qj2.html>

5. Facility lending

Teachers, students, and outside groups may rent classrooms and conference rooms. The procedure for renting has not changed.

In principle, the number of students allowed in a classroom is only limited by the number of seats. However, in order to prevent the classroom from becoming a "closed space with poor ventilation", it is necessary for classrooms to meet the ventilation methods and standards recommended by the Ministry of Health, Labor and Welfare. For classrooms that cannot meet the standards, then the capacity of the room should be reduced to the number of people who can safely use the classroom. In addition, please use online meetings actively.

Please refrain from social gatherings that involve eating and drinking at the campus facilities.

For details, see the following links:

■ facility lending <https://www.meiji.ac.jp/kanzai/index.html>

6. Meetings within the University

Upon taking all necessary measures to prevent the spread of infection, faculty members are allowed to hold face-to-face meetings. Online or written meetings should also be utilized whenever possible.

⟨Back to Contents⟩

II. Measures to prevent infection



II. Measures to prevent infection

1. Measures to prevent the spread of infection at the University

To ensure safe use of facilities and equipment, the University takes all possible measures, including cleaning and disinfection, enhanced ventilation, and splash prevention. Details of these measures may change depending on the future situation.

■ Measures to prevent the spread of infection at Meiji University

<https://www.meiji.ac.jp/koho/natural-disaster/6t5h7p000032pt0n-att/a1593502740366.pdf>



Photographs of university efforts to prevent infection can be found in "V. Photographs of infection control measures".

(1) Cleaning and disinfection

- *Hand sanitizer is installed at the entrance of each building and inside buildings.
- *Classrooms are cleaned and disinfected after use, by the next day.
- *Face guards, sterilization sheets, and disinfectant sprays are available in faculty rooms for use by teachers.

(2) Ventilation

- *Air conditioning is operated with an emphasis on ventilation.
- *As a result of adequate ventilation, it may not be possible to maintain a comfortable environment in terms of temperature and humidity. We ask for your understanding.
- *Make sure that doors, vents, and windows are open and well ventilated after classes and during breaks for safety reasons.

(3) Prevention of splash

Vinyl sheets and other materials to prevent respiratory droplets infection are installed at office counters on campus. In addition, an acrylic panel has also been installed on the teacher's desk in each classroom.

(4) Use of open spaces

II. Measures to prevent infection

In order to prevent infection, the use of the benches and tables in the open spaces (common areas) of the University may be restricted and/or the number of seats may be limited. As a general rule, the use of drinking water fountain and hand dryers has been suspended.

(5) Use of elevators and escalators

To avoid congestion in elevators, use the stairs and escalators as much as possible. When using an elevator or escalator, make sure to practice physical distancing from others.

- * Although elevators and escalators are cleaned regularly, since an unspecified number of people will touch the buttons and handrails, frequent hand washing after use is recommended.

(6) Recommendation of COCOA (application software for contact confirmation) download

Meiji University strongly recommends to install and use the "New Coronavirus Contact Confirmation App" called "COCOA", a contact notification application with infected people, provided by the Ministry of Health, Labor and Welfare.

If identified as a close contact with an infected person, monitor for symptoms and follow the app's instructions to receive appropriate medical care and contact the COVID-19 consultation center/local public health center.

- How to install COCOA (Ministry of Health, Labour and Welfare website)

<https://www.mhlw.go.jp/content/10900000/000647649.pdf>

(7) Signboards and Public announcements to raise awareness of the spread of infection

In addition to signboards, public announcements will be made in between class periods, regarding infection prevention measures and precautions to be taken when entering the building.

2. If a person is identified as infected or a close contact by public health centers

(1) When a student or faculty member is tested positive for COVID-19

- ① If tested positive for COVID-19, notify the school office by phone or the

Contact Form.

- ② Students or faculty members who are infected with the new coronavirus are not allowed to enter the university campus for the period of time instructed by the public health center or medical institution.
- ③ After recovering, contact the school office by phone or the Contact Form.
- ④ Students who tested positive for the new coronavirus should consult with their school office about how to handle their class absences.

■Contact Form

<https://www.meiji.ac.jp/koho/natural-disaster/form.html>

(2) When a student or faculty member is identified as a close contact by a public health center.

- ① If identified as a close contact, follow the instructions of the healthcare center and take the necessary tests at medical institutions.
- ② Contact your school office by phone or the Contact Form. Upon receiving the test result, be sure to inform the school office regarding the result.
- ③ If students or faculty members are identified as a close contact by the public health center or medical institution, the students or faculty members are not allowed to enter the campus during the period instructed by the public health authorities.

* If a person is unable to undergo an examination at a medical institution, the period of suspension from entry shall be 7 days from the date of the last close contact with a person infected with the Omicron strain. In the case of the last close contact with a person infected with the Delta strain, the entry ban period is 14 days. The student will not be able to enter the campus during this period. Please check your health condition by yourself such as taking temperature until 10 days have passed.

However, if certain conditions are met, teachers can shorten the suspension period (5 days from the date of the closest contact). If it is necessary to shorten the suspension period, consult with Personnel Office in advance through a manager in the office of the department to which you belong or a manager in the department to which you belong.

- ④ Students who have been infected with the new coronavirus should consult with their school office about how to handle with their class absences.

■Contact Form

<https://www.meiji.ac.jp/koho/natural-disaster/form.html>

3. What students or faculty members should do when they are not feeling well

(1) If a student or faculty member is examined for the new coronavirus infection

- ① If tested for the new coronavirus at a medical institution, contact your school office by phone or the Contact Form. Upon receiving the test result, be sure to inform the school office regarding the result.
- ② In case students or faculty members receive a confirmed positive test result, the students or faculty members are not allowed to enter the campus during the period instructed by the public health authorities.
- ③ Students who have been infected with the new coronavirus should consult with their school office about how to deal with their absence from class.

■Contact Form

<https://www.meiji.ac.jp/koho/natural-disaster/form.html>

(2) When students or faculty members have symptoms of a cold (fever, cough, fatigue, abnormal sense of smell or taste, etc.) and have not received testing for new coronavirus infection.

- ① Students and faculty members with symptoms such as fever should first consult their primary care physician or other nearby medical institution by phone, and then visit a doctor. If the doctor suspects an infection, a test for the new coronavirus infection will be administered.

■ Ministry of Health, Labour and Welfare Website

https://www.mhlw.go.jp/stf/seisakunitsuite/bunya/kenkou_iryuu/dengue_fever_qa_00001.html#Q5-1

- ② Follow the instructions of the doctor when entering the campus after the examination.
- * If tested positive for the new coronavirus infection, follow the guidelines as described in 2 (1) above.

II. Measures to prevent infection

4. If a family member or roommate is identified as an infected person by a public health center

- ① In this cases, there is a high possibility that students or faculty members may be identified as a close contact by a public health center. From the viewpoint of infection prevention, the students or faculty members are not allowed to enter the campus. Students and staff should wait for the public health center to contact them and follow their instructions.
* When a member of a household is identified as a close contact, the student or faculty may enter the campus if the infection is not yet known to that person.
- ② When students or faculty members are also identified as a close contact by the public health center, follow the instructions as set out in 2 (2) above.

5. Measures to be taken in the event of infection

- ① When contacted by an infected person or a person in close contact, the relevant department will disinfect and close the area affected based on the predetermined flow.
- ② If necessary, the new coronavirus task force will be convened to deal with serious cases.
- ③ Appropriate reports and consultations will be made to the authorities, such as health centers and the Ministry of Education, Culture, Sports, Science and Technology.

6. Prevention of infection and health management

- ① Thoroughly wash your hands and gargle frequently when returning home from outings and before meals. When coughing or sneezing, please practice cough etiquette (use a mask, tissue, handkerchief, or sleeve to cover your mouth and nose). Try to prevent the spread of infection by avoiding crowded places as much as possible.
- ② Wearing a mask has been recognized as highly effective to prevent infection. At the same time, it has been pointed out that there are differences in the effectiveness of mask materials in preventing transmission. We recommend wearing a nonwoven mask that is considered to be the most effective in preventing infection.
- ③ To boost your immune system, try to get enough sleep, eat a well-balanced diet,

and exercise moderately.

- ④ Take a rest at home when experiencing symptoms of a cold such as a fever.
- ⑤ If physical symptoms that are suspected to be new coronavirus infection persist, consult a medical institution immediately.

7. International travel

(1) Students intending to travel abroad

Do not travel to country/region designated as risk level 3 by the Ministry of Foreign Affairs in its travel safety information and infectious disease risk information (Travel warning). Avoid non-essential travel to country/region that are at risk level 2. In the case of study abroad programs approved by the University, such as university-wide exchange programs, students may be permitted to travel to the risk level 2 or 3 country/region on the condition that the safety of the students is ensured.

■Ministry of Foreign Affairs Overseas Safety website

<https://www.anzen.mofa.go.jp/>

■Ministry of Education, Culture, Sports, Science and Technology website

https://www.mext.go.jp/a_menu/coronavirus/index.html

(2) Entering Japan

Due to the spread of the novel coronavirus infection, the quarantine measures at airports may be strengthened regardless of nationality in entering Japan. In addition, for non-Japanese nationals applying for a visa for new entry, there may be changes in the documents to be submitted and/or entry may be restricted. Please check the information on the websites of the Ministries concerned before entering Japan.

■Ministry of Foreign Affairs website

https://www.mofa.go.jp/mofaj/p_pd/pds/page25_002019.html

■Immigration service agency website

https://www.moj.go.jp/isa/hisho06_00099.html

■Ministry of Health, Labour and Welfare website

https://www.mhlw.go.jp/stf/seisakunitsuite/bunya/0000164708_00001.html

8. Daily life

II. Measures to prevent infection

The Sub-Committee on Countermeasures against New Coronavirus Infections reported that the risk of infection increases in the following five situations.

To protect your own health and not to infect others around, avoid these situations (1)~(5) as much as possible.

(1) Drinking and social gatherings

- *Drinking alcohol improves mood and at the same time decreases attention. In addition, hearing is dulled and it leads to speaking in a louder voice.
- *The risk of infection increases when large numbers of people are in a small space separated only by partitions for a long time.
- *Sharing glasses and chopsticks increases the risk of infection.

(2) Long feasts in large groups

- *Prolonged eating and drinking, eating and drinking with entertainment, and late night drinking involve a higher risk of infection compared to a short meal.
- * The risk of infection is increased by eating and drinking in a large group of people, for example, 5 or more people, because in groups people have to talk louder and droplets of saliva spread more often.

(3) Conversation without a mask

- * Talking at close range without a mask increases the risk of airborne or micro-droplet infection.
- * Cases of infection without masks were observed during gatherings in karaoke bars.
- * Be cautious and wear a mask when traveling by car or bus.
- * It is recommended to wear a nonwoven mask, which is highly effective in preventing infection, instead of cloth or urethane masks.

(4) Communal living in a small space

- * Living together in a small limited space increases the risk of infection because the enclosed space is shared by several people for a long time.
- * There have been reports of suspected infections in common areas such as dormitory bedrooms and bathrooms.

(5) Switching locations

* When moving to another location, such as during work/class breaks, the risk of infection may increase due to the feeling of relaxation and changes of the environment.

* Suspected cases of infection were identified in rest rooms, smoking areas and changing rooms.

- "5 situations" that increase the risk of infection, Cabinet Secretariat HP

<https://corona.go.jp/prevention/pdf/en.5situations.pdf>

9. Definition of a close contact

In the "Guidelines for Conducting Active Epidemiological Surveillance of Patients with Novel Coronavirus Infections" of the Infectious Diseases Surveillance Center of the National Institute of Infectious Diseases, published on May 29, 2020, "a close contact" is defined as those who has been in contact with a person with a confirmed positive result (including asymptomatic) during the period of possible infection and who falls under the categories in the next page. The final determination of a close contact person is made by the public health center.

- (1) Those who live with or have had prolonged contact with an infected person (Including inside a vehicle or an aircraft)
- (2) A person who has examined, or cared for, an infected person without proper infection protection
- (3) Persons who are likely to have had direct contact with contaminants such as the respiratory secretions or body fluids of an infected person
- (4) Other: Persons who have had arm's length contact (roughly one meter) with an "infected person" for more than 15 minutes without conforming to the necessary infection prevention measures (as a general rule the infectiousness of a patient is based on the surrounding environment,

II. Measures to prevent infection

contact conditions, and other individual circumstances).

[〈Back to Contents〉](#)

III. Restrictions on entry to campus



III. Restrictions on entry to campus

1 Restrictions on campus entry

(1) Those who are permitted to enter campuses

- ① Students
- ② Faculty and staff members (including temporary staff)
- ③ Contractors working on campus and visiting contractors.
- ④ Those who approved by the University
- ⑤ Prospective Meiji University students
- ⑥ Applicants for admission to Meiji University

* For information on entering the campus for the procedure of issuing certificates for graduates, please refer to the page on issuing certificates for each faculty and graduate school.

<https://www.meiji.ac.jp/koho/graduates/index.html> (Japanese Only)

(2) Facilities available to students

Students can use the university facilities when attending face-to-face classes, taking online classes on campus, or receiving research guidance. Some university facilities, such as libraries, are also available for use. Be sure to check each facility's website for details on how to use the facilities, hours of use, and who can use the facilities, as rules may differ from the normal situation.

People who are infected often have no symptoms and may unknowingly spread the infection to others. Therefore, to prevent infection, all students should return home as soon as possible after their classes or their business on campus has finished. Students should refrain from attending parties or social gatherings.

○Library

*Please check the opening hours of the libraries

■Library HP

<https://www.meiji.ac.jp/library/news/2021/6t5h7p00003aplzu.html#eng>

○Media facilities (IT classrooms)

*Please check the opening hours of the media facilities

■Izumi Campus

<https://www.meiji.ac.jp/wsyz/6t5h7p0000347h0i.html>

■Ikuta Campus

<https://www.meiji.ac.jp/isys/news/2021/6t5h7p00003axobb-att/6t5h7p00003axoep.pdf>

■ Nakano Campus

<https://www.meiji.ac.jp/nksd/news/2020/6t5h7p000034hg1s.html>

○ Museum (Surugadai Campus)

<https://www.meiji.ac.jp/cip/english/institute/museum.html>

○ AKU YOU Memorial Museum (Surugadai Campus)

https://www.meiji.ac.jp/cip/english/institute/akuyou_museum.html

○ Meiji University the defunct Imperial Japanese Army Noborito Laboratory Museum for Education in Peace (Ikuta Campus)

<https://www.meiji.ac.jp/noborito/>

○ Laboratories

Individual faculty offices, faculty common rooms and self-study rooms can only be used for educational and research purposes. People using these rooms should be sure to distance themselves from each other.

(3) Protocols when entering facilities

Entry procedures may be required at entry points (e.g. such as the main gate, the entrance of the building, disaster prevention center, etc. It depends on the campus.).

Please check signboards and follow instructions such as reading the card reader and presenting it to security guards. Also, please cooperate in carrying identification such as a student ID Card and a faculty member ID Card.

* For those who forget to bring ID card, the person may be asked to fill out the entry form at some facilities.

① Students

Bring a student ID card.

② Full-time faculty members

Bring a faculty member ID card.

③ Contractors working on campus and visiting contractors

Bring a staff ID or other type of identification card at the entrance.

④ Those who approved by the University

Fill out the entry form at the entrance of each building.

⑤ Prospective Meiji University students

Fill out the entry form at the entrance of each building.

⑥ Applicants for admission to Meiji University

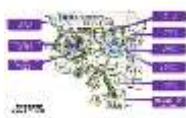
Fill out the entry form at the entrance of each building.

(4) Rules for entering campus

- ① Before entering campus, take temperature at home and make sure that there are no concerns about your physical condition.
- ② Do not enter the campuses if a person has a fever of 37.5 °C or higher, or if feeling unwell.
- ③ Non-contact thermometers are installed at each campus. If forget to take temperature at home, check your temperature using these non-contact thermometers.

■Map showing the locations of the thermometers

https://www.meiji.ac.jp/koho/natural-disaster/thermometer/location_english.pdf



- ③ Wear a mask when entering the facilities. It is recommended to wear a nonwoven mask, which is highly effective in preventing infection, instead of cloth or urethane masks. However, wearing a mask in a hot and humid environment may increase the risk of heat stroke, therefore, if outside and can maintain a sufficient distance (at least 2 meters or more) from other people, remove your mask to prevent heat stroke.

■ Heat Disorder Prevention Actions in the Ministry of Health, Labour and Welfare "new way of life"

https://www.mhlw.go.jp/stf/seisakunitsuite/bunya/0000121431_coronanettyuu.html

- ④ When entering the campus, use the hand sanitizer installed at the entrance of each facility, and wash your hands with soap frequently.
- ⑤ If you feel unwell on campus, do not push yourself too hard and go home immediately. Before going home, consult with the staff nearby or visit the clinic on campus.
- ⑥ When entering a facility please ensure social distancing (2 meters or more). Be aware of the 3 C's (Closed spaces, Crowded places, and Close-contact settings).
- ⑦ To prevent droplet infection, avoid unnecessary conversations and reduce physical contact to lower the risk of contact infection.
- ⑧ If noting any symptoms of a fever or cold within 2 to 3 days of entering the

campus, contact appropriate office.

2 Welfare

(1) Student cafeterias and stores

For the latest operating conditions, check the following website.

<https://www.meiji.ac.jp/koho/studentsservice/hour/hour.html>

(2) Food and drink in university buildings

Eating and drinking are allowed in designated areas such as cafeterias and student lounges. To prevent crowding designated areas, eating and drinking are allowed in classrooms (some exceptions apply) only during lunch time. In such a case, please make your own efforts to prevent droplet infection by refraining from eating with groups or while talking. When finish eating or drinking, clean your seat with a disinfectant sheet or disinfection spray. These are provided in each classroom.

* For more information, check the following website.

<https://www.meiji.ac.jp/koho/studentsservice/hour/hour.html> (Japanese only)

[〈Back to Contents〉](#)

**IV Research activities and
guidelines for the
prevention of the spread
of the new coronavirus
infection**



IV Research activities and guidelines for the prevention of the spread of the new coronavirus infection

In order to prevent the spread of the new coronavirus infection, Meiji University Activity Restriction Guidelines define the scope of various activities. In accordance with these guidelines, the Organization for the Strategic Coordination of Research and Intellectual Properties has established guidelines for research activities at Meiji University. Follow these guidelines when conducting research activities.

1 Basic policies for conducting research activities

- (1) Prevention of cluster formation in research rooms and laboratories.
- (2) Thorough management measures for the prevention of infection.
- (3) Behave responsibly for the good of the University as a whole.

2 Points to consider when conducting research activities

(1) Overall research activities

- ① Thoroughly implement the general infection prevention measures (contact and droplet infection).
- ② Those who book these facilities should set up research activity hours by using a shift system such as morning and/or afternoon or on a fixed day of the week.
- ③ Staff and students should be careful to comply with the "3 C's" described below.

(2) Utilization of facilities and equipment for experiments

- ① The experimental facilities and equipment should be used as requested and agreed.
- ② An operation plan and a facility utilization plan shall be formulated to avoid the 3 C's: a closed space with poor ventilation, a crowded place where many people gather, and a space where people talk in close proximity.

(3) Events and seminars

As these activities are being carried out at the university, infection prevention measures (contact and droplet infection prevention) such as mask wearing must be adhered to. Eating meals at meetings in the university is not permitted. Renters can use online systems such as live distribution using a WEB conference tool, and special sites with on-demand distribution programs.

(4) Research activities outside the University

When undertaking research outside Meiji University, researchers should take sufficient care to avoid infection, or they should conduct research online. Researchers should not travel within or outside Japan for research or business trips without ensuring that it is safe to do so.

(5) Consideration for students

Teachers must give sufficient consideration to students with underlying diseases that are likely to become serious due to infection with the novel coronavirus and not force them to come to the campus.

3 Specific actions

(1) Prevention of infection

- *Before leaving home, be sure to check your temperature (it must be approximately 37.5 degrees or less) and make sure that there are no concerns of your physical condition.
- *When entering any of the campuses, use the disinfectant installed in the entrance of each facility.
- *Wash hand thoroughly with soap and water.
- *Always wear a mask when talking face-to-face.
- *Ensure the room is well ventilated while taking into account the nature of the experiment. (ventilate at least twice an hour)

(2) Management of personnel and behavior

- *In the laboratory, the sufficient interpersonal distance should be tried and utilized. On campus, social distancing (2 meters or more) should be

maintained.

*Head straight to the lab or research room and return directly to home when study/research is finished.

* For meetings and conferences please use WEB conference tools, chat, or e-mail. When meetings are carried out in face-to-face situations, infection prevention measures (contact and droplet infection prevention) such as mask wearing are necessary.

*Keep daily records (name, time of entry and exit, work content, etc.) of entry to and exits from laboratories.

(3) In cases of suspected infection

*Before leaving home, check your physical condition (body temperature, etc.). If infection is suspected, do not come to the University or to work. Inform your supervisor and consult a medical institution, if necessary.

* If feeling unwell on campus, inform the staff regarding your condition (including clinics) and go home immediately.

*When an infection is suspected, or an infection or close contact is discovered, a COVID-19 report form must be submitted, by a responsible person. This person must use the reporting system designated by the department or graduate school to which he or she belongs.

■ List of COVID-19 Report Forms

https://www.meiji.ac.jp/koho/natural-disaster/hearing/form_list.html

4 Other

(1) Competitive research funding system

The Fund Allocation Institutions (JSPS, JST, AMED, etc.) are responding flexibly to applications for public offerings and to extend the deadline for various procedures.

The flexible measures currently being implemented under the competitive research grant system of the Ministry of Education, Culture, Sports, Science and Technology are being disclosed to researchers and research institutions by centralizing information on the Ministry of Education, Culture, Sports, Science and Technology website.

■Ministry of Education, Culture, Sports, Science and Technology website

https://www.mext.go.jp/a_menu/shinkou/torikumi/mext_00638.html

(2) Immigration control

The Japanese government is taking various border control measures to prevent the spread of the new coronavirus. When returning to Japan or enter Japan, check the Overseas Security Website of the Ministry of Foreign Affairs.

■Ministry of Foreign Affairs Overseas Safety Website

<https://www.anzen.mofa.go.jp/>

[〈Back to Contents〉](#)










V Photographs of infection control measures


















V Photographs of infection control measures

1 Efforts made by the University

The following photographs are the examples of measures taken by Meiji University to prevent infection.

		
Partition on teacher's desk	Partitions between seats in media study room(Surugadai)	Hand sanitizer (Surugadai)
		
Non-contact card reader for entry record (Surugadai)	Partitions in dining room(Surugadai)	Temperature check spot (Surugadai)
		
Social distance signboard (Surugadai)	Entrance record sheet (Surugadai)	Signboards at the entrance to a building (Surugadai)

		
Social distance notice (Surugadai)	Social distance notice (Surugadai)	Warning sign in the building (Surugadai)
		
Dining space (Ikuta)	Desktop partition Panels (Ikuta)	Entrance control at the reception (Izumi)
		
Infection prevention measures in offices (Izumi)	Lunch space in the library (Izumi)	Entrance control at main gate (Izumi)
		
Non-contact thermometer (Nakano)	Social distance display (Nakano)	Reserved seating partitions in

		<p>dining room (Nakano)</p> 
<p>Tablet card reader for the entry management system (Nakano)</p>	<p>Vinyl sheets installed at the office counter (Nakano)</p>	<p>Use of stairs and escalators is recommended (Nakano)</p>

〈Back to Contents〉

End of document