

# Access to Izumi International House

## 1. On your arrival: from airport to accommodation

Meiji University will not provide any pick-up service at international airports. Please refer to this map and move to your accommodation by your own. Contact International Student Office if you have any questions.

明治大学による出迎えサービスは一切(いっさい)ありません。ご自身でこの地図を見て、宿舎まで移動してください。移動中に質問等があれば明治大学国際教育事務室に連絡してください。

Inquiry: OKAUCHI, HAYASHI, International Student Office, Meiji University  
TEL: 03-3296-4488 Email: inbound@meiji.ac.jp / Mon-Fri 9:30-16:00

## 2. Address and Telephone

|                 |   |
|-----------------|---|
| Address         | 東京都 杉並区 和泉 2-24-14 明治大学和泉インターナショナルハウス<br>Meiji University Izumi International House, 2-24-14 Izumi, Suginami-ku,<br>Tokyo 168-0063, Japan     |
| TEL/FAX         | 03-5355-0270  |
| Closest station | Meidaimae station, Keio line<br>明大前 駅、京王線   |
| URL             | <a href="https://www.meiji.ac.jp/cip/english/student/pdf/izumi_house.pdf">https://www.meiji.ac.jp/cip/english/student/pdf/izumi_house.pdf</a> |

# 1. Access from International Airports to the nearest station(Meidaimae) to Izumi International House

## From NARITA Airport

NARITA Airport URL: [Narita Airport Access Navigation \(narita-airport.jp\)](http://narita-airport.jp)

### Route1 : Narita Express

[N'EX \(Narita Express\) | Train Information | JR-EAST \(jreast.co.jp\)](#)

**Narita International Airport  
Terminal 1 or 2 or 3 station (JR)**  
Narita Express  
(Approx. 1hour 20 min.)



**Shinjuku Station(JR)**

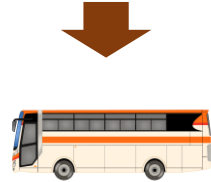
On foot (Approx. 10 min.)



### Route2: Limousine Bus

[Limousine Bus by Airport Transport Service Co., Ltd.](#)

**Narita International Airport  
Terminal 1 or 2 or 3**  
Airport Limousine  
(Approx. 1hour 30 min.)



**Shinjuku West Exit  
Bus Terminal**

On foot (Approx. 5 min.)



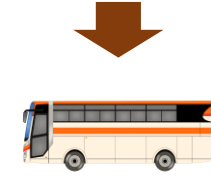
## From HANEDA Airport

HANEDA Airport URL: [Haneda Airport Passenger Terminal \(tokyo-haneda.com\)](http://tokyo-haneda.com)

### Route1: Limousine Bus

[Limousine Bus by Airport Transport Service Co., Ltd.](#)

**HANEDA International Airport  
Terminal 1 or 2 or 3**  
Airport Limousine  
(Approx. 40 min.)



**Shinjuku West Exit  
Bus Terminal**

On foot (Approx. 5 min.)



### Route2: Tokyo Monorail

[Tokyo Monorail : Monorail Guide \(tokyo-monorail.co.jp\)](#)

**HANEDA International Airport  
Terminal 1 or 2 or 3 station**  
Tokyo Monorail  
(Approx. 15 min.)



**Hamamatsucho Station**  
(JR Yamanote Line)  
(Approx. 30min.)



**Shinjuku Station**  
(JR Yamanote Line)

On foot (Approx. 5 min.)



**SHINJUKU station(Keio Line)**  
Express/Semi -Express/Rapid/Local (Approx. 10min.)

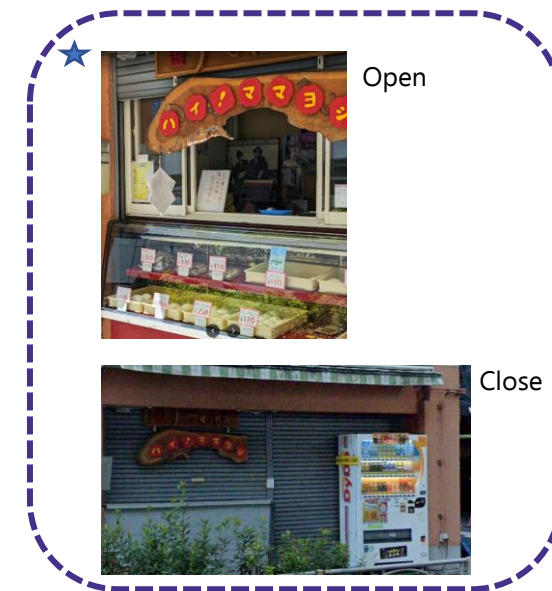
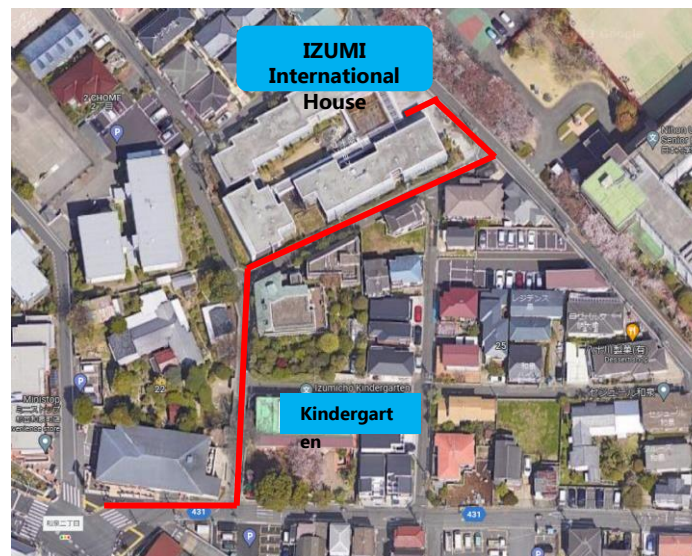


**Meidaimae station(Keio Line)**

**FYI: Japan Transit Planner :**

[Route Search - Japan Transit Planner | Norikae Annai \(jorudan.co.jp\)](#)

## 2. Access from Meidaimae Station to Izumi International House



1. Exit the ticket gate, turn right, and go straight down Meidai-dori Avenue.
  2. You will see an overpass, take it up and cross to the other side.
  3. You will see Meiji University Izumi Campus on your left, With Meiji University on your left, walk straight along the main street.
  4. When you see small shop (selling Pork bun) on your left, turn left at the corner and follow the road through the residential area until you reach an intersection (Izumi 2-chome intersection).
  5. Cross the intersection toward the across of MINISTOP (convenience store)  
Go a little further down the street on your left side with a Two-story cream-colored building and turn left at the first corner, and you will see a kindergarten on your right.
  6. Continue down the street, turn right at the second corner and go forward. You will see a three-story building on your left and Turn left at a next street, you will arrive at the entrance to Izumi International House.
- ※On foot Approx. **10 min.** from the station to the dormitory.

### 3. Access from Izumi International House to campuses of Meiji University

