





Control Console






OHC





Cables

Phone



Laptop



BD/DVD Player




- 1 Touch the IC card to the IC reader



- 2 Boot the laptop



- 3 Turn on the projector



PC: Classroom laptop
BD: Blu-ray Disc Player
HDMI: Device connected via HDMI input
HDMI 2: Device connected via HDMI 2 input
RGB: Analog-connected device

HDMI In: Connects the input source to the system
HDMI Out: Connects the system to the output source

- 4 Take the mic from the charger



✖Charge after use

Turn **off** the **laptop** and BD/DVD player (if used).
Close the door after use.