


HDMI cable for
personal device



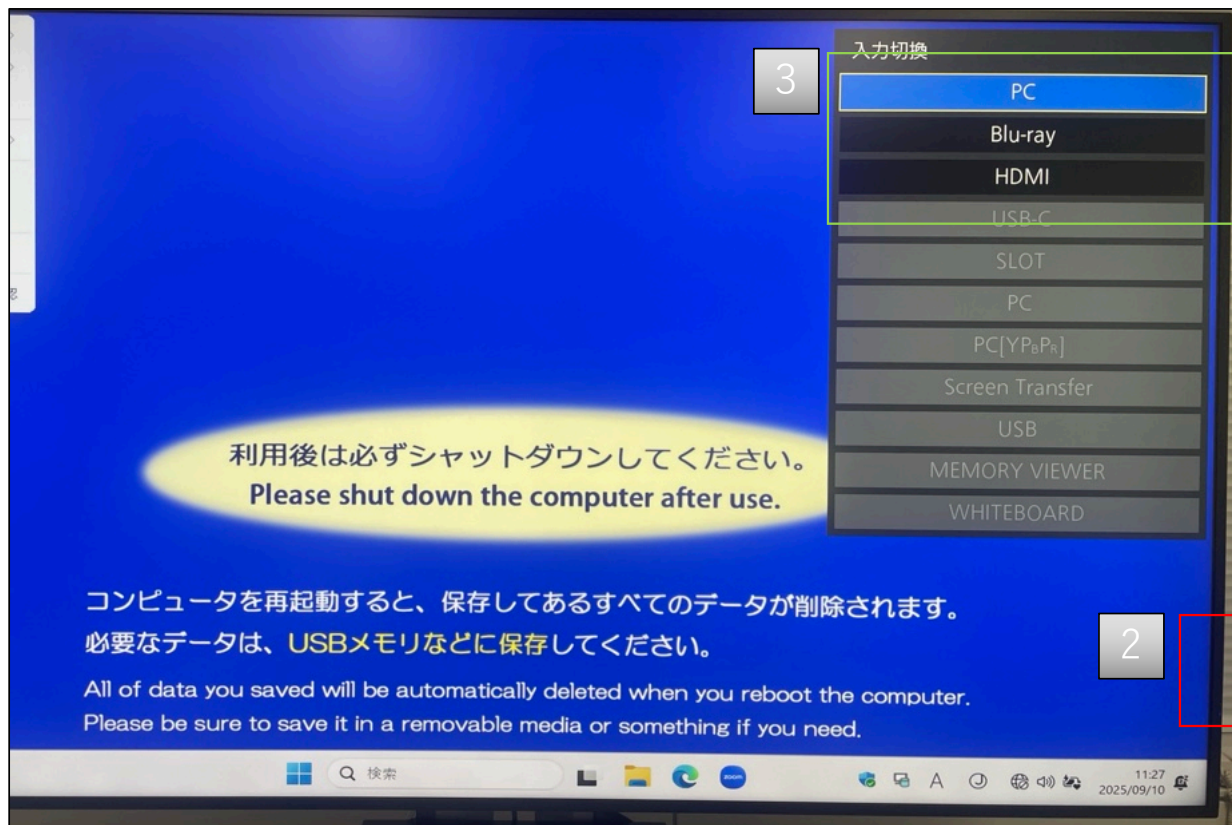
Blu-ray player



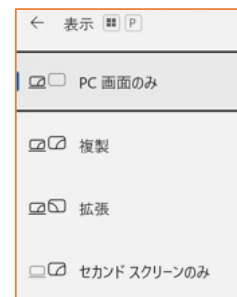
Installed Laptop

- Power Strip
- Webcam
- Remote for monitor/Blu-ray player
- HDMI –TypeC Conversion Adapter





If no image appears after steps 1–3, press [Win + P] and set the display to Duplicate or Extend.



1

Press the [TV 電源] button on the remote control



2

Make sure the power light is blue



3

Press the “入力切替” button on the remote control to switch to the desired source:

PC = Installed Laptop

Blu-ray = Blu-ray player

HDMI = Brought-in PC

※ If your personal PC only has an TypeC port, please use the conversion adapter provided in the classroom.