


**Control Panel**



**BD Player**



**Installed Laptop**



**Cable / Mic / Web Cam / OHC**


1

Touch the IC card to the reader on top to unlock.




2

Turn on the installed laptop



3

Turn on the projector and select the input source



**PC** : Installed laptop  
**BD** : BD Player  
**HDMI** : Personal device (HDMI connection)  
**RGB** : Personal device (analog connection)

After use, please shut down the PC/BD Player and be sure to close the cabinet door.